



## Highlights

### Ergonomic

- 15" (38 cm) of effortless worksurface height adjustment lets users sit or stand throughout the day for a healthier way to work
- Position device so data entry and on-screen viewing is comfortable

### Options

- Three models available to support most laptops and tablets, and all Microsoft Surface devices (see details on back page)

### Designed for healthcare

- Small, lightweight and extremely agile
- Sturdy, safe metal construction; powder-coat paint finish on smooth steel surfaces
- Super easy to keep clean
- Includes dual-wheel, 3" (7,6 cm) rubber casters; two casters can be locked if necessary
- Integrated hand brake secures platform height to provide an ultra-stable worksurface
- Storage area provided for cables and power sources
- Includes scanner holder; integrated T-slot accepts additional StyleView accessories
- Three support options available for tablet cart model
- 7-year warranty

Assembled in the U.S.A. by Anthro Corporation, a wholly-owned subsidiary of Ergotron, Inc. (TAA compliant)

# ERGOTRON®

## StyleView® 10 Carts (SV10)



### Where productivity meets style: Point-of-need carts for laptop, tablet and Microsoft® Surface™ devices

StyleView 10 (SV10) carts let caregivers easily move their mobile devices to the point of need. Super petite, lightweight and agile, SV10 carts glide effortlessly across various flooring types and fit nicely into small work areas, like exam rooms and offices.

Designed with ergonomics in mind, carts offer 15" (38 cm) of effortless vertical height adjustment so users can choose to sit or stand as they work. Keyboards and displays can be properly positioned for comfortable data entry and screen viewing.

Accessories can easily be added to further enhance functionality and productivity.

LAPTOP  
SV10-1100-0



TABLET

SV10-1400-0



SURFACE  
SV10-1800-0









**StyleView®  
Laptop Cart, SV10**



**StyleView®  
Tablet Cart, SV10**



**StyleView® S-Tablet Cart,  
SV10 for Microsoft® Surface™**

Part #	SV10-1100-0	SV10-1400-0	SV10-1800-0
Includes	Worksurface, cable/brick storage compartment, storage hook, 3" (7,5 cm) casters (2 locking), laptop bracket, scanner holder	Worksurface, cable/brick storage compartment, storage hook, 3" (7,5 cm) casters (2 locking), tablet riser with tilting tablet mount assembly, scanner holder	Worksurface with embedded magnets, cable/brick storage compartment, storage hook, 3" (75 mm) casters (2 locking)
Typical LCD Size	Maximum outside width of laptop = 17" (43 cm), which accommodates laptops with 17" screens, as well as some larger models	Versatile interface accommodates almost any tablet	Compatible with all Surface tablet sizes and models
Worksurface Dimensions	18" x 12.5" (45,7 x 31,8 cm)	18" x 12.5" (45,7 x 31,8 cm)	23" x 17" (58 x 43 cm)
Base Footprint	19" x 19" (48,3 x 48,3 cm)		
Weight Capacity	Laptop ≤ 10 lbs (4,5 kg); cable management storage ≤ 2 lbs (1 kg); column ≤ 20 lbs (9,1 kg), including accessories added to T-slot channel interface and storage hook	Tablet ≤ 2.5 lbs (1,1 kg); cable management storage ≤ 2 lbs (1 kg); column ≤ 20 lbs (9,1 kg), including accessories added to T-slot channel interface and storage hook	Worksurface ≤ 10 lbs (4,5 kg); cable management storage ≤ 2 lbs (1 kg); column ≤ 20 lbs (9,1 kg), including accessories added to T-slot channel interface and storage hook
Lift	15" (38 cm) Minimum worksurface height = 33" (84 cm); maximum worksurface height = 48" (122 cm)		
Tilt	—	128°	—
VESA	—	MIS-D	—
Cart Weight	33 lbs (15 kg)		
Shipping Dimensions	40" x 23.5" x 23.5" (102 x 60 x 60 cm)		
Shipping Weight	51 lbs (23 kg)		
Warranty	7 years		
SV10 Cart Differentiators	<p>A bracket holds the laptop in place; inconspicuous design allows easy tilting of the screen without any occlusion of keys or views</p> 	<p>Install tablet in landscape or portrait mode Tilt the tablet to a preferred input position—work with screen angled vertically, horizontally or anywhere in between Worksurface provides a convenient platform for a keyboard</p>  	<p>Special design of worksurface uses embedded magnets for click-in stability of Surface tablet Place the Surface in three possible positions: left, right or center Spacious worksurface holds any Surface tablet with extra area for a mouse or other task-related items</p> 



All SV10 carts include an integrated scanner holder



Integrated hand-brake secures platform height to provide an ultra-stable worksurface



T-slot channel interface on the column allows you to add accessories to your SV10 Cart, such as a Sani-Wipes Holder (97-828) and Storage Bin (97-926-064)



With 15" (38 cm) of height adjustability, our patent-pending engine lift technology lets users easily adjust their platform and device to the right ergonomic height, whether they are sitting or standing.

The option to sit and stand throughout the day offers a much healthier way to work!